

---

## Better Places Partnership

---

MONDAY 6 OCTOBER, 2008 AT 18.30 HOURS –CIVIC CENTRE, HIGH ROAD, WOOD GREEN N22 8LE.

**MEMBERS:** See Membership List below.

**DISCUSSION SESSION -6.30PM – 8PM**

**GREENEST BOROUGH STRATEGY THEMES: IMPROVING THE URBAN ENVIRONMENT / PROTECTING THE NATURAL ENVIRONMENT**

Please note that there will be a discussion session between 6.30pm and 8pm on the topics above prior to consideration of the formal business set out below.

**AGENDA -8PM -8.30PM**

**1. APOLOGIES AND SUBSTITUTIONS**

To receive any apologies for absence.

**2. DECLARATIONS OF INTEREST**

Members of the Board must declare any personal and/or prejudicial interests with respect to agenda items and must not take part in any decision required with respect to these items.

**3. URGENT BUSINESS**

The Chair will consider the admission of any items of urgent business. (Late items will be considered under the agenda item where they appear. New items of urgent business will be dealt with under Item 7 below).

**4. MINUTES (PAGES 1 - 8)**

To confirm the minutes of the meeting held on 19 June 2008 as a correct record.

**5. PERFORMANCE MANAGEMENT HIGHLIGHT REPORT: FIRST QUARTER (APRIL-JUNE) 2008-09 (PAGES 9 - 16)**

**6. GREENEST BOROUGH STRATEGY IMPLEMENTATION PLAN (PAGES 17 - 70)**

**7. NEW ITEMS OF URGENT BUSINESS**

To consider any new items of urgent business admitted under agenda Item 3 above.

**8. ANY OTHER BUSINESS**

To consider any items of AOB.

**9. DATES OF FUTURE MEETINGS**

- 18 December 2008
- 16 March 2009

Yuniea Semambo  
Head of Local Democracy and Member Services  
5<sup>th</sup> Floor  
River Park House  
225 High Road  
Wood Green  
London N22 8HQ

Xanthe Barker  
Principal Committee Coordinator  
Tel: 020-8489 2957  
Fax: 020-8881 5218  
Email: [xanthe.barker@haringey.gov.uk](mailto:xanthe.barker@haringey.gov.uk)

## Better Places Partnership Membership List

SECTOR GROUP	AGENCY	NO. OF REPS	NAME OF REPRESENTATIVE
Local Authority	Haringey Council	3	<b>Cllr Brian Haley</b> , Exec Member, Environment & Conservation (Chair) <b>Cllr Lorna Reith</b> , Exec Member, Community Involvement <b>Niall Bolger</b> , Director of Urban Environment
Voluntary and Community Sector (Community Link Forum)	Community Representatives	3	<b>Cenk Orhan</b> <b>Pete G Ravenor</b> <i>tbc</i>
	HAVCO	1	<b>Pamela Moffat</b>
Other Agencies	Haringey Fire Service	1	<b>John Brown</b>
	Metropolitan Police	1	<b>Jon Williams</b>
	Environment Agency	1	<b>Esther Vanlith</b>
	Lee Valley Regional Authority	1	<b>David Anstey</b>
	London Remade	1	<b>Ellen Struthers</b>
	Registered Social Landlords	1	<b>Neil Mawson</b>
	New Deal for Communities	1	<b>Geoffrey Ocen</b>
	Haringey Teaching Primary Care Trust	1	<b>Eugenia Cronin</b>
	Transport for London	1	<b>Peter Livermore</b>
	Thames Water	1	<b>Jill Sterry</b>
	English Nature	1	<b>Judith Hanna</b>
	<b>TOTAL</b>	<b>18</b>	

Lead director: Niall Bolger, Director, Urban Environment, Haringey Council Tel: 020 8489 4523

Email: [niall.bolger@haringey.gov.uk](mailto:niall.bolger@haringey.gov.uk)

Lead Officer: Kirsty Fox, Corporate Strategy & Policy Manager, Policy, Performance, Partnerships & Communications, Haringey Council Email: [Kirsty.fox@haringey.gov.uk](mailto:Kirsty.fox@haringey.gov.uk)

Lead Committee Secretariat Co-ordinator: Xanthe Barker, Principal Committee Co-ordinator (Council), Chief Executive's Member Services, Haringey Council Tel: 020 8489 2957

Email: [xanthe.barker@haringey.gov.uk](mailto:xanthe.barker@haringey.gov.uk)

This page is intentionally left blank

**BETTER PLACES PARTNERSHIP BOARD, 19 JUNE 2008.**

**Present:** Councillor Brian Haley (Chair), Jo David, Cenk Orhan, Councillor Lorna Reith, Pete G Ravenor, Fazia Rizvi, K Yearley.

**In Attendance:** Xanthe Barker, Kirsty Fox, Sha-Kera King, Pamela Pemberton.

<b>MINUTE NO.</b>	<b>SUBJECT/DECISION</b>	<b>ACTION BY</b>
<b>BPP14.</b>	<p><b>APOLOGIES AND SUBSTITUTIONS</b></p> <p>It was noted that apologies had been received from the following members of the Board:</p> <p>David Anstey Niall Bolger John Brown Eugenia Cronin Judith Hanna Peter Livermore Pamela Moffat Jill Sterry Ellen Struthers Esther Vanlith</p>	
<b>BPP15.</b>	<p><b>DECLARATIONS OF INTEREST</b></p> <p>No declarations of interest were made.</p>	
<b>BPP16.</b>	<p><b>URGENT BUSINESS</b></p> <p>No items of urgent business were raised.</p>	
<b>BPP17.</b>	<p><b>MINUTES</b></p> <p><b>RESOLVED:</b></p> <p>That the minutes of the meeting held on 11 March 2008 be confirmed as a correct record.</p>	
<b>BPP18.</b>	<p><b>ELECTION OF CHAIR</b></p> <p><b>RESOLVED:</b></p> <p>That Councillor Brian Haley be appointed as Chair for the ensuing Municipal Year.</p>	
<b>BPP19.</b>	<p><b>APPOINTMENT OF VICE-CHAIR</b></p> <p><b>RESOLVED:</b></p> <p>That Cenk Orhan be appointed as Vice-Chair for the ensuing municipal</p>	

**MINUTES OF THE BETTER PLACES PARTNERSHIP (HSP)  
THURSDAY, 19 JUNE 2008**

	year.	
<b>BPP20.</b>	<p><b>APPOINTMENT OF A REPRESENTATIVE TO THE HARINGEY STRATEGIC PARTNERSHIP</b></p> <p><b>RESOLVED:</b></p> <p>That Councillor Brian Haley be appointed as the Boards representative on the HSP for the ensuing municipal year.</p>	
<b>BPP21.</b>	<p><b>COMMUNITY LINK FORUM PRESENTATION</b></p> <p>The Board received a presentation from the Community Link Forum (CLF) setting out its objectives and work to date and giving an overview of the recent CLF election process.</p> <p>It was noted that the CLF had been established as a means of improving the link between the Community and Voluntary Sector and the Partnership. Following ratification of the CLF Agreement by the Haringey Strategic Partnership (HSP) in July 2007 work had been carried out by the organisation that had culminated in the CLF Elections in April 2008.</p> <p>The CLF was allocated three places on each of the Thematic Boards; three of these were allocated to the elected CLF representatives and one was allocated to a representative from HAVCO. The HAVCO representative appointed to the Better Places Partnership was Pamela Moffat, who had previously sat on the Board in her capacity as a representative of the Mobility Forum.</p> <p>The representatives elected to the Better Places Partnership were as follows:</p> <ul style="list-style-type: none"> <li>• Cenk Orhan</li> <li>• Pete G Ravenor</li> </ul> <p>It was noted that a third representative had not been elected to Better Places Partnership Board. At present the CLF was looking at options for cooption.</p> <p>The Chair thanked Pamela Pemberton of HAVCO for the presentation and opened discussion by asking for clarification of the roles carried out by HAVCO and the CLF.</p> <p>The Board was advised that HAVCO was essentially the wider umbrella organisation that provided support to Community and Voluntary groups and charities. As part of its work HAVCO also provided strategic support and advice such as ensuring that organisations had proper governance structures in place.</p> <p>The CLF had been formed specifically to facilitate Community and Voluntary Sector representation within the Partnership.</p>	

**MINUTES OF THE BETTER PLACES PARTNERSHIP (HSP)  
THURSDAY, 19 JUNE 2008**

	<p><b>RESOLVED:</b></p> <p>That the presentation be noted.</p>	
<p><b>BPP22.</b></p>	<p><b>DELIVERING WITHIN NEW FRAMEWORKS</b></p> <p>The Board received a presentation setting out how it was proposed that its objectives and the LAA targets within its responsibility, would be delivered within the new frameworks currently being established.</p> <p>The Board was responsible for the delivery of two key areas that sought to improve the quality of life in Haringey:</p> <ul style="list-style-type: none"> <li>• Delivery of Local Area Agreement (LAA) targets both specifically within the Boards responsibility and relevant targets within the remit of other Boards</li> <li>• Delivery of the Greenest Borough Strategy (endorsed by the HSP in April 2008)</li> </ul> <p>The LAA targets had been negotiated with GOL and the LAA document had been formally submitted on 30 May and was currently awaiting ministerial sign off. The Board had specific responsibility for delivery of the following LAA targets:</p> <ul style="list-style-type: none"> <li>• Reducing CO2 emissions</li> <li>• Improving levels of recycled waste and composting</li> <li>• Improving street cleanliness</li> <li>• Increasing the number of Green Flag Parks in the Borough</li> <li>• Increasing the percentage of people who were satisfied or fairly satisfied with local parks and green spaces</li> <li>• Access to services and facilities by public transport</li> </ul> <p>The Greenest Borough Strategy had been adopted by as a Partnership Strategy in by the HSP in April 2008. This had been considered appropriate in order to reflect the need to work in partnership in order to achieve the Strategies objectives. It was noted that the Strategy included seven priority themes:</p> <ul style="list-style-type: none"> <li>• Improving the Urban Environment</li> <li>• Protecting the Natural Environment</li> <li>• Managing Environmental Resources Efficiently</li> <li>• Leading by Example and Managing Partnership Resources Efficiently</li> <li>• Sustainable Design and Construction</li> <li>• Promoting Sustainable Travel</li> <li>• Raising Awareness and Involvement</li> </ul> <p>The Board was advised that the intention of the presentation was to stimulate discussion around how future Board meetings should be organised. It was suggested that the format of the Boards meetings should be revised with one area being focussed on for discussion. In</p>	

**MINUTES OF THE BETTER PLACES PARTNERSHIP (HSP)  
THURSDAY, 19 JUNE 2008**

addition to this it was suggested that there should be a review of the current membership of the Board to ensure that it was 'fit for purpose' and best placed to deliver its objectives.

It was proposed that there should be a review of the Boards structure to ensure that the Partnership's strategic decision making function was complemented.

It was proposed that the quarterly meetings of the Board should focus on a maximum of two of the priorities contained within the Greenest Borough Strategy.

It was noted that it would be helpful if an overview was provided, prior to discussion of how the LAA targets within the Boards responsibility related to these priorities.

It was also suggested that, where appropriate, experts from external organisations should be invited to attend Board meetings to inform discussion. There was agreement that this would be useful. The Assistant Director, Business Improvement and Strategy, suggested that an overview of the key projects across the Council relating to the specific objectives being discussed, could be brought to the Board.

Ass Dir  
Service  
Delivery

The Board was advised that Council officers would be responsible for compiling a Delivery Plan in relation to the Greenest Borough Strategy. Commitment from partners to assist in the delivery of the Strategy's objectives would be sought.

Ass Dir  
Service  
Delivery

The Board discussed how work would take place at a practical level between Board meetings and it was contended that there should be a formal mechanism in place to ensure that the views of the Community and Voluntary Sector were considered by the officers responsible for implementing decisions.

The Chair advised that Board members were free to contact officers between meetings to discuss how particular issues were being progressed.

It was noted that, through their election to the Board, it was implicit that the CLF representatives would convey the views of the organisations they represented. There was an expectation that this would happen between meetings.

Following discussion there was agreement that the following topics should be discussed at future meetings:

- Improving the Urban Environment / Protecting the Natural Environment
- Managing Environmental Resources Effectively / Leading by Example
- Sustainable Design and Construction / Promoting Sustainable



**MINUTES OF THE BETTER PLACES PARTNERSHIP (HSP)  
THURSDAY, 19 JUNE 2008**

	<p>Travel</p> <p>There was agreement that as Raising Awareness was a cross cutting issue this should be considered at all meetings.</p> <p>The Chair noted that the Board had strong links to the Integrated Housing Board and suggested that its Members should be invited to attend the Boards next meeting.</p> <p><b>RESOLVED:</b></p> <ul style="list-style-type: none"> <li>i. That the remaining Board meetings for the Municipal Year should focus upon the topics set out above, with the appropriate external organisations being invited to attend, in order to inform discussion.</li> <li>ii. That there should be a review of the Boards Membership prior to the next meeting to ensure that it was appropriate to deliver its objectives efficiently.</li> </ul>	<p>Ass Dir Service Delivery</p> <p>Ass Dir Service Delivery</p> <p>Ass Dir Service Delivery</p>
<p><b>BPP23.</b></p>	<p><b>MEMBERSHIP AND TERMS OF REFERENCE: 2008/09</b></p> <p>The Board received a report requesting that it formally confirm its Terms of Reference and Membership for 2008/09.</p> <p>It was agreed that the Terms of Reference should be amended in order to reflect the appointment of the new CLF representatives.</p> <p>The Board was advised of the following amendments to the Membership list:</p> <p><u>Metropolitan Police</u> -the official representative would be Chief Inspector Jon Williams.</p> <p><u>Environment Agency</u> -the official representative would be Esther Vanlith</p> <p><b>RESOLVED:</b></p> <p>That, subject to the amendments set out above, the Terms of Reference and Membership of the Board be confirmed as set out for 2008/09.</p>	<p>XB</p> <p>XB</p>
<p><b>BPP24.</b></p>	<p><b>BRIEFING PAPER -BETTER HARINGEY GREEN FAIR AND AWARDS</b></p> <p>The Board was advised that the combined Better Haringey Awards and Better Haringey Green Fair had been held between 5 and 7 June, at the Broadwater Farm Community Centre and the Town Hall Approach Road, Tottenham.</p>	

**MINUTES OF THE BETTER PLACES PARTNERSHIP (HSP)  
THURSDAY, 19 JUNE 2008**

	<p>Positive feedback had been received in relation to the Green Fair, which had been attended by approximately 3500 members of the public. At present the project team were in the process of writing to everyone involved in the Fair, thanking them for their contribution and requesting that they complete a feedback form. In addition to this an officer feedback session was being held to discuss areas where the event could be improved upon for next year.</p> <p>The Chair noted that the events had been successful and invited members of the Board to advise officers if they wished to comment in the event.</p> <p><b>RESOLVED:</b></p> <p>That the report be noted.</p>	
<b>BPP25.</b>	<p><b>NEW ITEMS OF URGENT BUSINESS</b></p> <p>No new items of urgent business were raised.</p>	
<b>BPP26.</b>	<p><b>ANY OTHER BUSINESS</b></p> <p>The Board was advised by the New Deals for Communities (NDC) representative that the organisation was currently in the process of producing a 'Master Plan', which would identify geographical, rather than Ward based areas, affected by the NDC.</p> <p>The document was being produced as the Ward based approach meant that the impact upon and needs of adjacent areas were overlooked.</p> <p>A stakeholders meeting was being held in order to discuss the Plan and Council officers had been invited to attend this. It was hoped that this would provide an opportunity to consider how information collected could be used to inform the Council's Core Strategy. Within the Core Strategy 'Employment Zones' would be identified and the NDC considered that this piece of work would play a key role in informing this.</p> <p>There was agreement that this should be fed back to the appropriate Council officers.</p>	Ass Dir Service Delivery
<b>BPP27.</b>	<p><b>DATES OF FUTURE MEETINGS</b></p> <p>The following dates of future Board meetings were noted:</p> <p>6 October 2008 18 December 2008 16 March 2009</p>	

**MINUTES OF THE BETTER PLACES PARTNERSHIP (HSP)  
THURSDAY, 19 JUNE 2008**

---

Councillor Brian Haley

Chair

This page is intentionally left blank



**Meeting:** Better Places Theme Board

**Date:** 6 October 2008

**Report Title:** Performance Management Highlight Report: First Quarter (April to June) 2008/09

**Report of:** Joanna David, Assistant Director, Service Improvement

### Summary

This report highlights performance issues arising from Quarter One performance reporting, in relation to the programme of projects in receipt of ABG funding managed by the Better Places Partnership; and the Local Area Agreement targets on which the theme board leads and contributes.

The attached performance report also relays progress against those additional National Indicators which, while not included in the Local Area Agreement, are relevant to the aims of the Better Places Partnership. Quarter 1 data is not available for the majority of these indicators, many of which are reported on an annual basis, or are still in development.

### Exception commentary

As shown in the attached traffic light report, the majority of projects delivered by the Better Places Partnership have an overall traffic light status of green, and are expected to deliver against agreed outputs on budget within the financial year. While some projects are reporting under-spend for the end of Quarter 1, all projects forecast full spend across the financial year.

Two projects are currently performing at amber, however measures are being taken to address under-performance as follows:

- **Graffiti and Fly-posting Removal:** the graffiti score for the year to date using in-house survey results is 4%, slightly below the target of 3% (low score is good). However the provisional score provided through the independent survey carried out by Encams for April to July gave a score of 2%, which is within target. The deadline to remove graffiti within 1 and 3 days is being achieved, and pro-active graffiti removal, with work targeted at hotspot areas is being undertaken. The in-house and independent survey scores together suggest that this work is having the required results but focus needs to be maintained.

- **Fly-tip Management:** the indicative score for the fly tipping indicator for the year (NI 196) is 2, which is below the March 09 target of 1. A dumping action plan has been produced and is being managed from within the Enforcement Service with input from Waste Management. This targets non-contracted trade refuse; fly-tipping moved by vehicles; waste dumped from private rented housing; construction waste; and pilots intensive work with one community. The number of dumps reported by residents and Members as at 30.6.08 is 1,794, which is higher than the expectation for this point in the year, however the average time taken to clear dumps reported to the Call Centre is under 24 hours, which is on target.

The Better Places Partnership leads on eight LAA targets. Of these six have been negotiated and agreed with Government agencies, and two are local commitments. Three of these targets are being met. Data for two of these will be available at the end of the year. Action is being taken to improve performance against the remaining three:

- As identified above, Quarter one performance against NI 195, Improved Street and Environmental Cleanliness in relation to levels of graffiti, is not on target, although independent survey results show stronger results. A robust action plan is in place to improve performance for Quarter 2, with a focus on identifying hotspots and diverting resources to target these.
- Performance against NI 195 in relation to fly posting is also not on target for Quarter One. The fly-posting action plan is now being implemented, deploying Clean Team Resource to carry out fly poster removal from hotspot locations proactively on a routine basis, and ensuring that the Enterprise Foundation Teams are working proactively to remove fly posting from key locations.

### **Recommendations**

To note the current position across the programme of projects funded with ABG, to observe any issues with delivery or performance arising in the exception commentary, and to continue to monitor action being taken to resolve issues.

### **For more information contact:**

Name: Kate Dalzell




Title: Executive Policy Development Officer, Urban Environment

Tel: 020 8489 2148

Email address: [Kate.dalzell@haringey.gov.uk](mailto:Kate.dalzell@haringey.gov.uk)

## Quarterly Performance Review - 2008/09

Q1

07/08	08/09	Quarter 1	Quarter 2	Quarter 3	Quarter 4	YTD Progress
<b>Better places</b>						
<i>Top Quartile</i> 31%	<b>NI 192</b> <i>Target</i> 28%	Household waste recycled and composted				LAA Lead
	<i>Comment</i> Provisional score, as methodology for calculating recycling rate has changed due to changes in how flytip and non-household waste is calculated.					
<b>Green</b> 26%		<b>Green</b> 28%				<b>Green</b> 28.0%
<i>Top Quartile</i>	<b>NI 186</b> <i>Target</i> 5.1	Per capita CO2 emissions in the LA area				LAA Lead
	<i>Comment</i> Annual performance measured by DEFRA, 2 year time lag in publishing figures.					
N/A, new indicator		N/A				
<i>Top Quartile</i>	<b>NI 195</b> <i>Target</i> 3.0%	Improved street and environmental cleanliness (levels of graffiti)				LAA Lead
	<i>Comment</i> Monthly performance is based on in-house surveys. Low is good, so June performance has not met target. The provisional score from independent survey by Encams for tranche 1 (April to July) is 2% which is on target. A robust action plan is in place.					
N/A, new indicator		<b>Red</b> 4.3%				<b>Red</b> 4.3%
<i>Top Quartile</i>	<b>NI 195</b> <i>Target</i> 12.0%	Improved street and environmental cleanliness (levels of litter)				LAA Lead
	<i>Comment</i> Monthly performance is based on in-house surveys. Low is good, so June performance is on target. Provisional score from independent survey by Encams for tranche 1 (April to July) is 9%, which is also on target.					
<b>21% (litter and detritus)</b>		<b>Green</b> 7.8%				<b>Green</b> 7.8%
<i>Top Quartile</i>	<b>NI 195</b> <i>Target</i> 24.0%	Improved street and environmental cleanliness (levels of detritus )				LAA Lead
	<i>Comment</i> Monthly performance data is based on in-house surveys. Low is good, so performance for the quarter is on target. Provisional score from independent survey by Encams for April - July is 21%, also on target.					
<b>21% (litter and detritus)</b>		<b>Green</b> 23.3%				<b>Green</b> 23.3%
<i>Top Quartile</i>	<b>NI 195</b> <i>Target</i> 2.0%	Improved street and environmental cleanliness (levels of fly posting)				LAA Lead





	07/08	08/09	Quarter 1	Quarter 2	Quarter 3	Quarter 4	YTD Progress
	<i>Top Quartile</i>	<b>NI 167</b>	Congestion – average journey time per mile during the morning peak				Not LAA
		<i>Target</i>					
		<i>Comment</i>	Reportable at London wide level by TfL and not borough level. Reported on an academic year basis (September to August), annually.				
	<i>Top Quartile</i>	<b>NI 170</b>	Previously developed land that has been vacant or derelict for more than 5 years				Not LAA
		<i>Target</i>					
		<i>Comment</i>	Data is reported annually				
	<i>Top Quartile</i>	<b>NI 177</b>	Local bus passenger journeys originating in the authority area				Not LAA
		<i>Target</i>					
		<i>Comment</i>	Reportable at London wide level by TfL and not borough level. Reported on an annual basis.				
	<i>Top Quartile</i>	<b>NI 178</b>	Bus services running on time				Not LAA
		<i>Target</i>					
		<i>Comment</i>	Reportable at London wide level by TfL and not borough level. Reported on an annual basis.				
	<i>Top Quartile</i>	<b>NI 185</b>	CO2 reduction from Local Authority operations				Not LAA
		<i>Target</i>	10%				
		<i>Comment</i>	The baseline for this target is currently derived from energy consumption data for the Haringey Estate, calculated to be 10,888tCO2e. The indicator requires the data to include transport emissions as well but Haringey does not yet have sufficient management information. The baseline is for the 2007 calendar year, so it will not be possible to do an annual comparison until Jan 09.				
	<i>Top Quartile</i>	<b>NI 187</b>	Tackling fuel poverty – people receiving income based benefits living in homes with a low energy efficiency rating				Not LAA
		<i>Target</i>	Proxy measure, 1000				
		<i>Comment</i>	The proxy measure adopted for this NI is the number of households to benefit from energy efficiency measures. The British Gas project which contributes this data provides figures in an end of year report not yet received.				
	<i>Top Quartile</i>	<b>NI 188</b>	Adapting to climate change				Not LAA
		<i>Target</i>					



<b>Projects</b>			
<b>Ref</b>	<b>Name</b>	<b>Overall progress</b>	<b>Budget variance £'000s</b>
	Graffiti & Fly-Posting Removal	<b>Amber</b>	At £8,148 spend against budget is relatively low. This is due to the time lag in receiving invoices. The project will be fully spent by the end of the calendar year.
	Fly Tip Management	<b>Amber</b>	Current expenditure at £4,914. Activities around the dumping action plan are now beginning to be implemented. This will lead to higher levels of expenditure in a short period of time. Full spend anticipated.
	Community Clear-Ups	<b>Green</b>	No expenditure against project, service commences September.
	Litter Management	<b>Green</b>	Spend is currently at £8,011. There will be steep increases in costs as litter bin orders are made. Full spend is forecast.
	Parks Cleansing	<b>Green</b>	ABG profile spend of £48.5k is committed, however actual spend on SAP is £14.5k. Variance is due to delay/ late billing by HAYS for provision of agency staff, and thus it is not an underspend.
	Street Washing	<b>Green</b>	Project is on budget and anticipates full spend.
	Tottenham High Road Manager	<b>Green</b>	No variance, project is on budget.
	Mobile Clean-Up Teams & Street	<b>Green</b>	Project is on budget and anticipates full spend.
	Saturday Night Collection	<b>Green</b>	Spend recorded at £12,086, however due to time lag in receiving invoices the actual spend is higher. The project will reach full spend for the end of the year.
	Street Enforcement	<b>Green</b>	No variance, project is on budget.
	New Recycling Projects: Organic	<b>Green</b>	No variance, project is on budget.
	Finsbury Park Enforcement	<b>Green</b>	No variance, project is on budget.
	Green Outreach	<b>Green</b>	ABG profile spend of £20,000 is committed. Actual spend not showing yet on SAP due to delay in BTCV billing and 'Category Management' related changes on SAP. Latter is being corrected in second quarter.
	Vulnerable Communities	<b>Green</b>	£11.5k has been profiled for Q1 with £21k having been spent to date. The difference reflects earlier spend commitment as part of the programme, and the profile will be adjusted accordingly.
	Working with Education & Voluntary Sectors to	<b>Green</b>	

	Accessible Transport Programme	Green	No variance, project is on budget.
Brian Ellick	Street Wardens	Green	Project is on budget.

# Greenest Borough Strategy Implementation Plan

Priority 1: Improving the urban environment.....	2
Priority 2: Protecting the natural environment .....	8
Priority 3: Managing environmental resources efficiently.....	18
Priority 4: Leading by example.....	29
Priority 5: Sustainable design and construction.....	37
Priority 6: Promoting sustainable travel.....	43
Priority 7: Raising Awareness and Involvement .....	50

### Priority 1: Improving the urban environment

**Outcome:** Safe and sustainable streets, buildings and urban spaces that people want to use and foster a sense of local pride.  
**Sustainable Community Strategy Outcome:** Safer for all, People and customer focussed, Environmentally sustainable future.  
**Council Plan Priority:** Making Haringey one of London's greenest boroughs, Creating a Better Haringey; Cleaner Greener and Safer.

Sponsor: Head of Enforcement - Robin Payne.

#### Objectives

- Develop a framework to better co-ordinate investment and development of the public realm that supports climate change adaptation
- Reduce the fear of crime and improve safety
- Implement agreed standards and joint working across the Council and with housing partners to improve the urban environment

Page 18

Supporting Activities/How	Start date and end date	Lead Officer	Target	Comment	Status
<p>Develop a framework to better co-ordinate investment and development of the public realm that supports climate change adaptation</p>					
<p><b>Develop and deliver an outdoor environmental improvement programme for our housing estates.</b></p>	<p>6 year plan 2008-2014</p>	<p>HfH Asset Manager <i>Jacinta Walters</i></p>	<p>Expert advice to be commissioned to determine what is required / achievable and to review our delivery options. Works are currently being identified through the process of estate inspections carried out with</p>	<p>Investment of £16.52m in estate improvements over 6 years.  Projects are being defined and will be prioritised through current consultation.  Outline programme to be brought to Better Haringey</p>	<p>R/A/G</p>

#### Objective:

Develop a framework to better co-ordinate investment and development of the public realm that supports climate change adaptation

Supporting Activities/How	Start date and end date	Lead Officer	Target	Comment	Status
			residents. Results are then fed into a prioritisation model with Milestones TBC	Programme Board in January 2009.	
<b>Produce a commissioning strategy for the public realm and procure and implement contracts for the public realm.</b>	Commission strategy Start date: 1/2/08 Procure and implement contracts: 4/7/08	Head of Environmental Resources <i>Stephen McDonnell</i>	<ul style="list-style-type: none"> <li>New Highways Contract to start July 2009.</li> <li>Waste management contract to start April 2011.</li> </ul> Key targets for performance to be agreed.		R/A/G
<b>Complete Conservation Area Appraisals to control appearance of developments affecting historic buildings, conservation areas and sites of archaeological interest.</b>	2008 - 2010	Head of Planning Policy and Design <i>Sule Nisancioglu</i>	100% adoption of appraisals for all 28 conservation areas by 2010		R/A/G

Supporting Activities/How	Start date and end date	Lead Officer	Target	Comment	Status
<p><b>Reduce the number of historic buildings that are at risk due to neglect or decay.</b></p>	on going	Principal Conservation officer <i>Mortimer Mac Sweeney</i>	<ul style="list-style-type: none"> <li>To reduce the number of buildings 'at risk' by at least three by 2009/10 – maximum total at risk will be 14.</li> <li>To reduce the number of buildings 'at risk' maximum to 9 by 2010/11.</li> </ul>	Currently 17 buildings are 'at risk' in Haringey.	R/A/G
<p><b>Update the Streetscape Design Manual with results of research into new materials</b></p> <ul style="list-style-type: none"> <li>Research the use of Titanium dioxide and similar additives for carriageways with a view to improve air quality by reducing oxides of nitrogen emissions from vehicles</li> <li>Research the use of permeable surfaces in highway construction schemes with a view to reduce the</li> </ul>		<p>Head of Planning Policy and Design <i>Sule Nisancioglu</i></p> <p>Highways Asset Manager <i>Demos Kettenis</i></p>	<ul style="list-style-type: none"> <li>Amount of water that can be absorbed by these surfaces as a percentage of their own volumes. (Initial target – 30%)</li> </ul>	<i>links to priority 4 – sustainable procurement</i>	R/A/G



Supporting Activities/How	Start date and end date	Lead Officer	Target	Comment	Status
risk of flooding and the effects of pollution.					
<b>Review and update the Council's Air Quality Management Action Plan</b>	July 08 – Oct 08	Service Manager for Commercial Enforcement <i>Keith Betts</i>	The Air Quality Management Action Plan is being reviewed and updated for October 2008. New targets from this document will be integrated into this implementation plan.		R/A/G
<b>Objective</b>					
Reduce the fear of crime and improve safety					
<b>Focus enforcement on dealing with anti-social behaviour and addressing environmental crime by increasing response to nuisance activity</b>	On Going	Service Manager, Enforcement Response <i>Eubert Malcolm</i>	Target response times of 80% of complainants contacted in 30 minutes and visited in 1 hour		R/A/G
<b>Prevent environmental crime by using prosecution powers to tackle litter and dumping and work to</b>	On Going	Team Leader, Street Enforcement	<ul style="list-style-type: none"> <li>Target for FPN's issued will be that 80% are</li> </ul>		R/A/G

Supporting Activities/How	Start date and end date	Lead Officer	Target	Comment	Status
improve the skills of Homes for Haringey staff on waste enforcement		<i>Tony Chapman</i> Head of Enforcement – <i>Robin Payne</i>	<p>paid or prosecuted.</p> <ul style="list-style-type: none"> <li>Review of enforcement policy to consider environmental sustainability by March 2009.</li> <li>Targets set out in NI195 (litter, detritus, graffiti and fly-posting) + NI196 (fly-tipping) action plan</li> </ul>		
<b>Objective</b>					
Implement agreed standards and joint working across the Council and with housing partners to improve the urban environment					
<b>Develop local environmental improvement plans and projects for each neighbourhood to respond to local communities' concerns.</b>	April 2008- March 2009	Assistant Director, Service Improvement & Strategy <i>Joanna David</i>	<ul style="list-style-type: none"> <li>Complete role out of 'area based working' by December 2008.</li> <li>Develop area action plans for all neighbourhoods by March 2009.</li> </ul>		R/A/G
<b>Develop initiatives and incentives to encourage responsible land ownership</b>	On Going	Head of Enforcement			R/A/G

V7

Supporting Activities/How	Start date and end date	Lead Officer	Target	Comment	Status
<ul style="list-style-type: none"> <li>• Improve management standards for the range of housing tenures including Homes for Haringey, registered social landlords and private sector landlords.</li> <li>• Mainstream environmental crime work to manage 'eyesores'.</li> <li>• Use of cleansing/clearance notices.</li> </ul>		<p><i>Robin Payne</i></p> <p>Service Manager Housing &amp; Health <i>Steve Russell</i></p> <p>Service Manager, Environmental Crime <i>RobCurtis</i></p>	<ul style="list-style-type: none"> <li>• <i>Private sector landlords</i> - Partnership approach and incentives will need to be developed to encourage landlords to deliver added value of improved security, and lighting that goes beyond the Housing Act 2004.</li> <li>• Bid for Area Based Grant.</li> <li>• We have targets for response times to complaint of 24 hours.</li> <li>• Key sites to be embedded into patrols</li> </ul>		

### Priority 2: Protecting the natural environment

**Outcome:** Valued and protected green spaces and natural habitats

**Sustainable Community Strategy Outcome:** Safer for all, Environmentally sustainable future

**Council Plan Priority:** Making Haringey one of London's greenest boroughs, Creating a Better Haringey; Cleaner, Greener and Safer.

Sponsor: Assistant Director, Recreation Services – John Morris

#### Objectives

- Adapt to climate change on green and open spaces
- Actively manage biodiversity
- Improve open spaces through partnership action
- Increase the use, awareness, appreciation and involvement in our green spaces

Supporting Activities/How	Start date and end date	Lead Officer	Target	Comment	Status
<b>Objective:</b>					
Adapt to climate change on green and open spaces					
Produce parks climate change adaptation and mitigation action plan	tbc	Head of Parks & Bereavement Services – <i>Andrew Gill</i>	Action Plan completed by March 2009		R/A/G
Include adaptation and mitigation actions in site / park management plans	February 2010	Head of Parks & Bereavement Services –	12 plans by March 2010		R/A/G

Supporting Activities/How	Start date and end date	Lead Officer	Target	Comment	Status
		<i>Andrew Gill</i>			
<b>Production and implementation of a borough Tree Strategy</b>	April 2008 to March 2010	Head of Parks & Bereavement Services – <i>Andrew Gill</i>	<ul style="list-style-type: none"> <li>Strategy going to Cabinet in September 2008.</li> <li>1200 new trees planted by 2010.</li> </ul>		R/A/G
<b>Implement environmentally friendly practices in land management and implementation of an environmental management system (EMS)</b>	October 2009 to March 2011	Head of Parks & Bereavement Services – <i>Andrew Gill</i>	<ul style="list-style-type: none"> <li>Achieve ISO 14001 accreditation by March 2011.</li> <li>% Reduction in energy / utilities (tbc in 2009).</li> <li>% reduction in landfill tonnage (tbc in 2009).</li> <li>Increase in green waste recycling (tbc in 2009%).</li> </ul>		R/A/G
<b>Objective</b>					
Actively manage biodiversity					

Supporting Activities/How	Start date and end date	Lead Officer	Target	Comment	Status
<b>Produce &amp; Implement a new Biodiversity Action Plan</b>	June 2008 – May 2011	Policy and Development Manager (Recreation Services) – <i>Paul Ely</i>	<ul style="list-style-type: none"> <li>Habitat action plan (HAP) and species action plan (SAP) to be recorded onto the UK Biological Action Recording system.</li> <li>Increase in local nature reserves provision to 6 sites and an increase in local nature reserve (LNR) area per 1000 population.</li> </ul>		R/A/G
<b>Work with partners to improve biodiversity in open spaces and protect and improve local sites of importance for nature conservation</b>	June 2008 – May 2011	Head of Parks & Bereavement Services – <i>Andrew Gill</i>	<p>Measured using National Indicator NI197: Improved local biodiversity. Baseline to be set by March 2009.</p> <ul style="list-style-type: none"> <li>Number of new Friends Groups/ Site Associations</li> <li>Number of new Allotment Site</li> </ul>	<p>Partnership activity:</p> <ul style="list-style-type: none"> <li>32 Parks Friends Groups</li> <li>Friends Forum</li> <li>12 Allotment Site Associations</li> <li>Allotments Forum</li> <li>Better Places Partnership</li> <li>Groundwork Partnership</li> </ul>	R/A/G

Supporting Activities/How	Start date and end date	Lead Officer	Target	Comment	Status
			<ul style="list-style-type: none"> <li>• Management Plans</li> <li>• New BTCV Grant Agreement</li> <li>• New Open Spaces Partnership Group</li> <li>• 14 Parks and Open Spaces Management Plans</li> </ul>	<ul style="list-style-type: none"> <li>- BTCV Partnership</li> </ul> <p>Important sites of nature conservation:</p> <ul style="list-style-type: none"> <li>• 59 Sites of Importance for Nature Conservation in the Haringey UDP</li> <li>• 5 Sites of Metropolitan Importance</li> <li>• 9 Sites of Borough Importance (Grade I)</li> <li>• 13 Sites of Borough Importance (Grade II)</li> <li>• 32 Sites of Local Importance</li> </ul>	
<p><b>Improve access to open natural green spaces</b></p>	<p>Ongoing</p>	<p>Head of Parks &amp; Bereavement Services – <i>Andrew Gill</i></p>	<ul style="list-style-type: none"> <li>• A reduction in the areas of deficiency in natural green space.</li> <li>• Areas of deficiency in access to natural green space identified in the</li> </ul>		<p>R/A/G</p>

Supporting Activities/How	Start date and end date	Lead Officer	Target	Comment	Status
			Open Spaces Strategy and Mayor of London's 'London Plan' <ul style="list-style-type: none"> <li>Recreation Planning Policy Guidance (PPG) Standards</li> </ul>		
<b>Enforcement action to tackle unauthorised garden extensions, structures and landscaping on Parkland Walk and Palace Gates</b>	June 2008 to May 2010	Policy & Development Manager (Recreation Services) - <i>Paul Ely</i> + Head of Parks and Bereavement Services – <i>Andrew Gill</i>	80% reduction by 2010.		R/A/G
<b>Objective</b>					
Improve open spaces through partnership action					
<b>Groundwork Improvement Programme on Haringey parks</b>	2008/9 to 2009/10	Policy & Development	<ul style="list-style-type: none"> <li>Russell Park:</li> </ul>		R/A/G



Supporting Activities/How	Start date and end date	Lead Officer	Target	Comment	Status
To include: <ul style="list-style-type: none"> <li>• Russell Park</li> <li>• Belmont Recreation Ground</li> <li>• Paignton Park</li> <li>• Falkland &amp; Fairfax Open Space</li> </ul>		Manager (Recreation Services) – <i>Paul Ely</i>	Green Flag 2010/11 <ul style="list-style-type: none"> <li>• Belmont: Green Flag 2009/10</li> <li>• Paignton: Green Flag 2010/11</li> <li>• Falkland &amp; Fairfax: Green Flag 2011/12</li> </ul>		
<b>Objective</b>					
Increase the use, awareness, appreciation and involvement in our green spaces					
<b>Deliver the parks renewal programme through production of Parks &amp; Open Space Asset Management Plan</b>		Head of Parks & Bereavement Services – <i>Andrew Gill</i>	Cabinet Report/ Decision by November 2008		R/A/G
<b>Open Space Improvement Programme Implementation</b> Infrastructure Haringey / London 'In Bloom' Small Grants	2007/8 to 2009/10	Head of Parks & Bereavement Services – <i>Andrew Gill</i>	<ul style="list-style-type: none"> <li>• 50% increase to 12 Green Flags – Annual Civic Trust Assessment (LAA)</li> <li>• Number of entries in Haringey in Bloom</li> </ul>		R/A/G

Supporting Activities/How	Start date and end date	Lead Officer	Target	Comment	Status
<b>Implement allotments Improvement Action Plan – Operational Standards and Asset Management</b>	2008/9 to 2010/11	Head of Parks and Bereavement Services – <i>Andrew Gill</i>	<ul style="list-style-type: none"> <li>Number of terminations + % tenant turnover</li> <li>New Tenancy Agreement</li> <li>Site SLAs with allotment site associations</li> <li>Investment Programme</li> </ul>	<b>Resources:</b> Allotments Revenue £60k Parks Capital Programme <b>Progress to date:</b> - 1450 tenants - 12 Site Associations	R/A/G
<b>Complete Markfield Recreation Ground Renewal Project</b>	2007 - 2009	Policy & Development Manager (Recreation Services) - <i>Paul Ely</i>	<ul style="list-style-type: none"> <li>Quality audit / user survey (KMC) Index score of 7 in 2010.</li> <li>Green Flag submission in 2010.</li> </ul>		R/A/G
<b>Develop and implement Lordship Recreation Ground Restoration Project</b>	Stage 2 (design) Jun 2008 – Nov 09 Stage 3 (construction) Apr 2010- Mar 2011	Policy & Development Manager (Recreation Services) – <i>Paul Ely</i>	<ul style="list-style-type: none"> <li>Quality audit / user survey (KMC) Index score of 7 in 2012</li> <li>Green Flag submission by June 2012</li> <li>Usage up to 350,000 visitors per annum by March 2012</li> </ul>		R/A/G

Supporting Activities/How	Start date and end date	Lead Officer	Target	Comment	Status
<b>Continue to implement the Hygiene Improvement Programme</b>	Quarterly Assessment	Head of Parks & Bereavement Services – <i>Andrew Gill</i>	NI195- Improved street and environmental cleanliness (levels of litter, detritus, graffiti and fly-posting) 2007- 25% 2008- 19%		R/A/G
<b>Actively develop participation in the management of green spaces through the increased number of partners joining the 'Friends' Engagement Programme</b>	2008/9 to 2009/10	Policy & Development Manager (Recreation Services) – <i>Paul Ely</i>	<ul style="list-style-type: none"> <li>2007/2008 32 Friends groups and friends forum + increase of membership numbers.</li> <li>2008/2009 target tbc</li> <li>2009/2010 target tbc</li> </ul>		R/A/G
<b>Complete the Parks Buildings Community Use Review</b>	October 2009 to March 2010	Policy & Development Manager (Recreation Services) – <i>Paul Ely</i>	<ul style="list-style-type: none"> <li>Increase Toilets public access / use by TBC</li> <li>Number of tenancies TBC</li> </ul>		R/A/G

Supporting Activities/How	Start date and end date	Lead Officer	Target	Comment	Status
<b>Implement the Sports &amp; Physical Activity Improvement Plan (Walking, Cycling, Jogging) to improve outturn in Active People Survey</b>	Annual	Policy & Development Manager (Recreation Services) – <i>Paul Ely</i>	<ul style="list-style-type: none"> <li>• Sports &amp; Phys. Activity participation 25%</li> <li>• Open Space usage 15.9m / 52% &gt; 1 per week</li> <li>• Quality audit/User survey (KMC) Survey 72%</li> <li>• TNS Survey 70%</li> <li>• 26.9% Active People Survey (APS)</li> <li>• 16.5m + 56%</li> </ul>	<b>Progress to date:</b> <ul style="list-style-type: none"> <li>- Sports &amp; Phys. Activity participation 22.9%</li> <li>- Open Space usage 15.9m / 52% &gt; 1 per week</li> <li>- Quality audit/User survey (KMC)</li> </ul>	R/A/G
<b>Implement the small Open Spaces Improvement Programme</b>	2008/9 to 2010/11	Head of Parks & Bereavement Services – <i>Andrew Gill</i>	7 Green Pennants (awarded by the Annual Civic Trust Assessment) in 2010/11	2 Green Pennants in 2007/2008	R/A/G
<b>Complete and implement 'Parkforce Model'</b>	October 2008	Policy & Development Manager	<ul style="list-style-type: none"> <li>• Fear of Crime, KMC survey</li> <li>• Satisfaction 70% KMC</li> </ul>		R/A/G

Supporting Activities/How	Start date and end date	Lead Officer	Target	Comment	Status
	April 2009 – Mar 2010	(Recreation Services) – <i>Paul Ely</i>	survey <ul style="list-style-type: none"> <li>65% TNS Residents Satisfaction</li> </ul>		

**Priority 3: Managing environmental resources efficiently**

**Outcome:** Reduced consumption and pollution of natural resources

**Sustainable Community Strategy Outcome:** Environmentally sustainable future

**Council Plan Priority:** Making Haringey one of London's greenest boroughs, Creating a Better Haringey; Cleaner Greener and Safer

**Sponsor:** Head of Environmental Resources – Stephen McDonnell

**Objectives**

- Reduce carbon dioxide emissions in the community
- Reduce energy use
- Increase facilities and services for participation in domestic and business recycling, composting, and reduction and re-use schemes.
- Reduce water use and pollution by homes and businesses
- Secure water provision for the future
- Adaptation to flood risk due to climate change
- Improve local air quality, and reduce the borough's greenhouse gas emissions
- Develop sustainable food projects
- Ensure and monitor the most environmentally sustainable use of land and soil

Supporting Activities/How	Start date and end date	Lead Officer	Target	Comment	Status
<b>ENERGY</b>					
<b>Objective:</b>					
Reduce carbon dioxide emissions in the community					

Supporting Activities/How	Start date and end date	Lead Officer	Target	Comment	Status
Define baseline and set targets for CO2 reduction per capita (link to priority 5 & 6)	On going	Environmental Resources Team Manager <i>Zoe Robertson</i>	<p><i>Reduction against the baseline:</i></p> <ul style="list-style-type: none"> <li>• 2008/09 -3.6% (0.18 tonnes per capita)</li> <li>• 2009/10- 7.4% (0.37 tonnes per capita)</li> <li>• 2010/11- 11% (0.55 tonnes per capita)</li> </ul> <p>Measured by NI186- Per capita reduction in CO2 emissions in LA area</p>	Defra estimate that CO2 savings as a percentage of 2005 figures are a maximum of 12.7% for Haringey	R/A/G
Investigate and set CO2 reduction targets over the long term	Set next target March 2010. Annually review progress	Environmental Resources Team Manager <i>Zoe Robertson</i>	Working towards UK's targets for a 60% reduction by 2050 and a 26 to 32% reduction by 2020 legally binding		R/A/G
<p><b>Objective:</b> Reduce energy use</p>					

Supporting Activities/How	Start date and end date	Lead Officer	Target	Comment	Status
<b>Provide energy audits to homes and businesses in partnership with Homes for Haringey, E-on, EDF, British Gas and the Carbon trust</b>	Jan 2009- ongoing	Environmental Resources Team Manager <i>Zoe Robertson</i>	<ul style="list-style-type: none"> <li>• 2004-2008:3000 home audits by Homes for Haringey</li> <li>• 2008-2010: 500 domestic and business audits per annum</li> <li>• 2008 Target: 1800 Energy efficiency measure installed. 380 Homes made decent</li> </ul>		R/A/G
<b>Produce literature for energy reduction in the home and work place</b>	April 2008 – ongoing	Environmental Resources Team Manager <i>Zoe Robertson</i>	Distribute literature to 2,500 households and 200 businesses in 2008/2009 through the Participation team.		R/A/G
<b>Provide energy monitoring devices to businesses and homes to increase awareness of usage</b>	April 2009 – March 2011	Environmental Resources Team Manager <i>Zoe Robertson</i>	Distribute energy and water saving devices through the Participation team to 500 households and 100	Subject to free sourcing/subsidised supplies in 2008/09	R/A/G



Supporting Activities/How	Start date and end date	Lead Officer	Target	Comment	Status
			businesses		
<b>WASTE</b>					
<b>Objective:</b>					
Increase facilities and services for participation in domestic and business recycling, composting and reduction and re-use schemes					
<b>Ensure the same high standard of recycling service provision across the borough</b>	2005-2009	Environmental Resources Team Manager <i>Zoe Robertson</i>	<ul style="list-style-type: none"> <li>• 100% of kerbside households receiving mixed recycling service.</li> <li>• All housing estates to have on-site recycling facilities.</li> <li>• All 75 bring-banks to accept plastic bottles and cardboard.</li> <li>• Expansion of recycling in every school to include plastic bottles, can and glass as well as paper and card</li> </ul>		R/A/G
<b>Actively engage with local business by establishing a 'business</b>	2009-2010	Environmental Resources	Campaign business plan to be created by 2009		

Supporting Activities/How	Start date and end date	Lead Officer	Target	Comment	Status
recycling campaign'		Team Manager <i>Zoe Robertson</i>	Further target TBC		
<b>Deliver awareness raising campaigns to increase participation, reduce contamination and promote home composting further</b>	April 2008 – ongoing.	Environmental Resources Team Manager <i>Zoe Robertson</i>	NI192 target- Household waste recycled and composted <ul style="list-style-type: none"> <li>• 2008/2009 28%</li> <li>• 2009/2010 32%</li> <li>• 2010/2011 35%</li> </ul>	2007/2008 baseline: 25%	R/A/G
<b>Promote and develop local re-use and reduction schemes and Promote ReStore to increase level of bulky waste collections.</b>	April 2008 – ongoing	Environmental Resources Team Manager <i>Zoe Robertson</i>	NI191 - Residual household waste per household <ul style="list-style-type: none"> <li>• 2008/2009 629 kg</li> <li>• 2009/2010 570 kg</li> <li>• 2010/2011 545 kg</li> </ul>	2007/2008 baseline: 629 kg	R/A/G

Supporting Activities/How	Start date and end date	Lead Officer	Target	Comment	Status
			<ul style="list-style-type: none"> <li>2006-2008 ReStore community projects delivering re-use scheme in borough. 127 nappy voucher claims in borough diverting 6.3 tonnes of waste</li> <li>2008-2010 150 nappy voucher claims in borough</li> </ul>		
<p>Evaluate facilities required for commuter waste (location &amp; capacity) and ensure all identified locations have adequate recycling provision.</p> <p>As a result expand on-street recycling bins for commuters.</p>	April 2010	Environmental Resources Team Manager <i>Zoe Robertson</i>	<ul style="list-style-type: none"> <li>2008- Facilities at 25 station location</li> <li>2010- Facilities at 30 station locations</li> </ul>		R/A/G
<p>Engage with local businesses to reduce the number of plastic bags and packaging they provide by developing awareness raising campaign aimed at local</p>	2009-2018	Environmental Resources Team Manager <i>Zoe Robertson</i>	TBC Based on the London Local Authority plastic bag bill 2009		R/A/G

Supporting Activities/How	Start date and end date	Lead Officer	Target	Comment	Status
businesses and initiating a Shop Smart campaign to promote waste reduction					
Evaluate alternatives to landfill/incineration for non-recyclables	2008-2010	North London Waste Authority	TBC		R/A/G

**WATER**

**Objective:**

Reduce water use and pollution by homes and businesses

<b>Develop a water quality strategy for Haringey</b>	April 2008-March 2010	Environmental Resources Team Manager <i>Zoe Robertson</i>	Strategy to be produced by 2010		R/A/G
<b>Subsidise water saving devices for use in homes and businesses</b>	2008-2018	Environmental Resources Team Manager <i>Zoe Robertson</i>	TBC Currently monitoring current uptake to establish baseline, cost effectiveness and target number of homes and businesses		R/A/G

Supporting Activities/How	Start date and end date	Lead Officer	Target	Comment	Status
<b>Objective:</b> Secure water provision for the future					
Work with water companies to improve management of water supplies, through the promotion of new technologies (e.g. grey water management systems)	2008 - ongoing	Environmental Resources Team Manager <i>Zoe Robertson</i>	TBC Currently evaluating the target amount of take up for new technologies		R/A/G
<b>Objective:</b> Adaptation to flood risk due to climate change					
Implement the North London Strategic Flood Risk Assessment (SFRA) by creating and implementing Haringey SFRA and developing a flood management plan for the borough	2009-2018	Environmental Resources Team Manager <i>Zoe Robertson</i>  Head of Planning Policy and Design <i>Sule Nisancioglu</i>  Emergency planning and business continuity	Draft North London Strategy is currently being developed which includes information on Haringey.		R/A/G

Supporting Activities/How	Start date and end date	Lead Officer	Target	Comment	Status
		manager <i>Andrew Meek</i>			
<b>AIR</b>					
<b>Objective:</b> Improve local air quality and reduce the borough's indirect greenhouse gas emissions					
<b>Reduce methane gas emitted through landfill, by increasing waste recycling</b>	2008-2018	Head of Waste Strategy and Contracts (NLWA) <i>Andrew Lappage</i>	NI193- Percentage of municipal waste landfilled (TBC)		R/A/G
<b>Lower local pollutants such as NOx, PM10 and ozone generated from electricity, heating and vehicles</b>	2008-2018	Frontline Services	NI194- Air quality % reduction in NOx and primary PM10 emissions through local authority's estate and operations (TBC)		R/A/G
<b>FOOD</b>					
<b>Objective:</b> Develop sustainable food projects					

Supporting Activities/How	Start date and end date	Lead Officer	Target	Comment	Status
<p><b>Improve knowledge and understanding of sustainable food, through collaborative working between the Primary Care Trust (PCT), Schools and Haringey Council</b></p> <ol style="list-style-type: none"> <li>1. Food for life partnership</li> <li>2. Develop a toolkit for Sustainable schools</li> <li>3. Introduce micro food farm system into schools</li> <li>4. School Growing Clubs- issuing a bursary for tools and training programmes for teachers.</li> </ol>	Ongoing	Public Health Officer (PCT), <i>Kate Allardyce</i>	<ol style="list-style-type: none"> <li>1. In 2008 Chestnuts primary school will become a flagship school and will be aiming for gold standard by 2009</li> <li>2. Toolkit to be created by March 2009</li> <li>3. the PCT aim to sponsor 10 Haringey schools to grow food within their grounds</li> <li>4. A brand new training programme in 2009 for the 39 existing schools and all new schools wishing to partake.</li> </ol>		R/A/G
<p><b>Develop sustainable food policy and strategy</b></p>	Sept 08 – Oct 09	Leadership Programme Project team	To produce recommendations by October 2009 for the council to consider	The Leadership Programme project brings together a cross service team of managers to work on a project outside their usual area of work. Resource allocation of 35 days work in	R/A/G

Supporting Activities/How	Start date and end date	Lead Officer	Target	Comment	Status
				total.	
<b>LAND AND SOIL</b>					
<b>Objective:</b>					
Ensure and monitor the most environmentally sustainable use of land and soil					
<b>Planning</b> <ul style="list-style-type: none"> <li>Work with external developers &amp; contractors to ensure regulation compliance and best practice in building and planning</li> </ul>	TBC	Team Leader Development Control North Team <i>Paul Tomkins</i>  Team Leader Development Control South Team <i>Paul Smith</i>			R/A/G
<b>Pollution</b> <ul style="list-style-type: none"> <li>Reduce incidence land contamination.</li> <li>Extended waste management capacity to deal specifically with difficult waste such as dumped oil, batteries and construction by-products.</li> </ul>	TBC	Service Manager for Commercial Enforcement <i>Keith Betts</i>	To be developed: Ongoing monitoring of contaminated land register and bringing sites back into use.		R/A/G



Supporting Activities/How	Start date and end date	Lead Officer	Target	Comment	Status
<ul style="list-style-type: none"> <li>Assess and ensure that land allocated for local food growing is free of pollutants and contaminants.</li> </ul>					

#### Priority 4: Leading by example

**Outcome:** Environmentally sustainable public services

**Sustainable Community Strategy Outcome:** Environmentally sustainable future

**Council Plan Priority:** Making Haringey one of London's greenest boroughs, Creating a Better Haringey; Cleaner Greener and Safer

Sponsor: Chief Financial Officer – Gerald Almeroth

Page 45

#### Objectives

- Efficient use of energy and natural resources
- Sustainable procurement of goods and services
- Reduce waste whilst increasing re-use and recycling
- Promote organisational change to deliver the Greenest Borough Strategy

Supporting Activities/How	Start date and end date	Lead Officer	Target	Comment	Status
<b>Objective:</b>					
		Efficient use of energy and natural resources			
<b>Calculate the Council's energy consumption and as a result</b>	Start date to	Sustainable Energy	NI185- CO2 reduction from local authority	Baseline of council building	R/A/G

Supporting Activities/How	Start date and end date	Lead Officer	Target	Comment	Status
<p><b>implement measures to reach CO2 reduction targets in all our buildings including schools</b></p> <p><b>Measure such as</b></p> <ul style="list-style-type: none"> <li>• Installation of 4 Voltage Optimisation Units at Central and Hornsey libraries, Alex House and 48 Station Road. Currently reducing Haringey emissions by 1% (c.100tCO<sub>2</sub>e p.a.) against our 2007 baseline.</li> <li>• Voltage optimisation in River Park House is to be bench marked which will increase the percentage reduction to 1.5%.</li> <li>• Installation of variable speed drives TBC</li> <li>• Install energy efficient lighting run on electronic control gear TBC</li> <li>• Investigating Biomass as an option within the borough TBC</li> </ul>	<p>monitor Jan 2008</p>	<p>Manager <i>Kamar Zaman</i></p>	<p>operations</p> <ul style="list-style-type: none"> <li>• 2008/9 - 2.5% Reduction</li> <li>• 2009/10 - 3% Reduction</li> <li>• 2010/11 - 4.5% Reduction</li> </ul> <p>Overall 10% Reduction by 2010/2011</p> <p>Extract billing data from Energy Management System</p>	<p>portfolio: 10888 Carbon Tonnes (39.9 kilotons per annum)</p> <p>Transport including fleet filling up at Ashley road depot and parks vehicles filling at Truck haven: 3.7 kilotons per annum</p> <p>Overall Baseline: 43.6 ktpa</p>	

Supporting Activities/How	Start date and end date	Lead Officer	Target	Comment	Status
<ul style="list-style-type: none"> <li>Implementation of other energy technologies TBC</li> </ul>					
<p><b>Introduce a comprehensive staff travel plan for Haringey council</b></p> <ol style="list-style-type: none"> <li>Reduce single occupancy car trips for the journey to/from work</li> <li>increase numbers of staff cycling for the journey to/from work</li> <li>Increase % of enabled bodied staff walking to work who live within one mile of their place</li> <li>Increase car sharing for the journey to/from work</li> <li>To pilot a car pool and bike pool scheme at the Wood Green campus of Council office sites and 639 High Road, N17,</li> <li>All new staff induction packs to contain travel plan information relevant to their post</li> <li>Increase public transport usage</li> </ol>	Staff travel plan introduced in April 2008. First annual staff travel survey will be carried out in the spring of 2009. Travel plan development will	Principal Transportation Planner <i>Edwin Leigh</i>	<ol style="list-style-type: none"> <li>By 5% (from 44% to 39%) by April 2008</li> <li>By 5% (from 3% to 8%) by April 2009</li> <li>Target TBC %.</li> <li>From 3% to 5% and for business trips from 14% to 20% by April 2009.</li> <li>to achieve a 5% reduction in business trips undertaken by staff in their own private vehicles by April 2008.</li> <li>By April 2008</li> <li>By 5% from 49% to 54%.</li> </ol>		R/A/G

Supporting Activities/How	Start date and end date	Lead Officer	Target	Comment	Status
by	be on going.				
<b>Deliver the Smart Working programme which will include promoting a better use of assets and resources and contributing to a reduction in Haringey's carbon footprint</b>	In line with the timescale included in the Accommodation Strategy, once complete	Programme managed from within Achieving Excellence, but will require cross-Council support to enable a successful rollout <i>David Airey</i>	Target of 7:10 desks: staff ratio through the wider rollout of flexible working.		R/A/G
<b>Fulfil the accommodation strategy objectives to reduce overall council accommodation</b>	2008/2012	Head of Accommodation Strategy <i>Martin Cable</i>	The accommodation strategy for 2007-2012 proposes a 28% reduction in the council's overall accommodation portfolio from 35,038 m <sup>2</sup> to 25,414 m <sup>2</sup> 15% CO2 reduction target	Currently a draft accommodation strategy has been constructed	R/A/G

Supporting Activities/How	Start date and end date	Lead Officer	Target	Comment	Status
			on council building operations		
<b>Objective:</b>					
Sustainable procurement of goods and services					
<b>Implementation of the sustainable procurement strategy and Develop action plan for meeting Level 4 on FFW (<i>Links with priority 5</i>).</b>	Jun 08 – Sept 2012	Sustainable Procurement Manager <i>Ben Brown</i>	Progression up the Flexible Frame Work (part of the sustainable procurement national action plan) levels <ul style="list-style-type: none"> <li>• Lvl 2 – Sept 09</li> <li>• Lvl3 – Sept 10</li> <li>• Lvl4 – Sept 12</li> </ul> <i>Measured using FFW checklist</i>	FFW Lvl 1 Baseline 2008	R/A/G
<b>Review the council's fleet management to include electric vehicles and cleaner fuels (<i>Links to priority 6</i>)</b>	2007 – 2011	Principal Transportation Planner <i>Edwin Leigh</i>	Access to fleet of electric pool vehicles for Council staff to use for site visits. <ul style="list-style-type: none"> <li>• 3 vehicles by March 2009.</li> <li>• 4 vehicles by March</li> </ul>		R/A/G

Supporting Activities/How	Start date and end date	Lead Officer	Target	Comment	Status
<b>Develop 'whole life analyses' approaches to procurement and develop sustainability strategies for market segments based on risk assessment (prioritisation).</b>	Jun 08 – Mar 09 (tool development) Apr 09 – Ongoing (monitoring)	Sustainable Procurement Manager <i>Ben Brown</i>	2011 (subject to demand and funding). <i>Measured using internal audit</i> 20% min contracts let using sustainability strategy <i>Measured using internal audit</i> Routine mitigation of risk for priority spend areas		R/A/G
<b>Sustainable food for Council catering</b>	Currently on-going	Sustainable Procurement Manager <i>Ben Brown</i> Food Category Manager <i>Era Varellas</i>	50% of fairly traded produce in food and catering provision (limited to fresh and dried fruit, nuts and cereals, chocolate, tea, coffee, juice, cocoa) <i>Measured using KPIs in Contract Management Manual (tbc)</i>		R/A/G

Supporting Activities/How	Start date and end date	Lead Officer	Target	Comment	Status
<b>Objective:</b> Reduce waste whilst increasing re-use and recycling					
<b>Implement comprehensive re-use and recycling in council buildings</b>	Jun 08 – 2009	Environmental Resources Team Manager <i>Zoe Robertson</i>	2009: 100% of council office buildings have mixed-material recycling facilities available on-site		R/A/G
<b>Develop and implement a sustainable corporate solution for the disposal and re-use of assets (e.g. IT equipment)</b>	Jun 08 - Ongoing	Property and Facilities Category Manager	TBC		R/A/G
<b>Objective:</b> Promote organisational change to deliver the greenest borough strategy					
<b>Promote an organisational culture where environmental resources are valued (e.g. officer network to drive change) through</b>	Sept 2008- Sept 2010	Better Haringey Project Officer - <i>Alex Grear</i>	Target through a staff awareness survey. Percentage of staff awareness: <ul style="list-style-type: none"> <li>• Sept 2009- 75%</li> <li>• Sept 2010- 80%</li> </ul> 50 Council employees to sign up for the Green		R/A/G

Supporting Activities/How	Start date and end date	Lead Officer	Target	Comment	Status
<b>Embed leadership principles to ensure delivery of the greenest borough strategy through the implementation of pledges made by senior managers</b>	2008-2010	Better Haringey Programme Manager - <i>Jon Clubb</i>	Champion project. 90% of all pledges made by senior managers to be implemented by 2010		R/A/G



<p><b>Priority 5: Sustainable design and construction</b></p> <p><b>Outcome:</b> Lower carbon homes and buildings with thermal comfort</p> <p><b>Sustainable Community Strategy Outcome:</b> Environmentally sustainable future</p> <p><b>Council Plan Priority:</b> Making Haringey one of London's greenest boroughs, Creating a Better Haringey; Cleaner Greener and Safer</p> <p>Sponsor: Group Manager for Strategy and Development</p>
--

<p><b>Objectives</b></p> <ul style="list-style-type: none"> <li>• Develop sustainable and renewable energy sources in physical regeneration programmes.</li> <li>• Encourage and promote best practice sustainable design and construction</li> <li>• Encourage new build to be low or zero carbon</li> </ul>
---

Supporting Activities/How	Start date and end date	Lead Officer	Target	Comment	Status
<b>Objective:</b>					
Develop sustainable and renewable energy sources in physical regeneration programmes					
As part of the Core Strategy development, undertake feasibility study to analyse the capacity and potential of identified development sites for decentralised energy infrastructure and renewable energy	Sep 2008-April 2010	Head of Planning Policy and Design <i>Sule Nisancioglu</i>	By 2010 feasibility study to be completed with indicative capacity for decentralised and renewable energy options for identified development sites	This planning policy evidence base could also be utilised to identify sites with a potential for a site-wide energy generation which may require an ESCO	R/A/G
More efficient, low carbon and renewable energy options to be	On-going	Group Manager Development Control	Areas to be explored by 2010: Tottenham Hale, Haringey		R/A/G

Supporting Activities/How	Start date and end date	Lead Officer	Target	Comment	Status
explored for all key regeneration sites as part of planning decision-making process		Head of Planning Policy and Design <i>Sule Nisancioglu</i>	Heartlands, Bridge NDC sites and Central Leaside Joint Area Action Plans to identify measures		
<b>Objective:</b>					
Encourage and promote best practice sustainable design and construction					
<b>Council Buildings undergoing major remodelling and new buildings to aspire to achieve BREEAM Very good standard</b> <ul style="list-style-type: none"> <li>Building schools for the future (BSF) to use biomass boilers and ground source heating supplemented with solar energy</li> </ul>	2008-2013	Construction Procurement Manager <i>David Mulford</i>	For the Haringey BSF programme current plans ensure that the new school will achieve a 60% CO2 saving and Woodside, Gladesmore, St Thomas More, a 20% CO2 saving		R/A/G
<b>Homes for Haringey, other housing providers and home owners to ensure investment and improvements and secure the best</b>	4/08 – decent homes works on	HfH Asset Manager <i>Jacinta Walters</i>	Measure energy efficiency SAP rating. Target 70 by end of decent homes programme		R/A/G

Supporting Activities/How	Start date and end date	Lead Officer	Target	Comment	Status
<p><b>possible environmentally sustainable solutions through:</b></p> <p><b>Measures such as</b></p> <p>Installation of double glazed windows</p> <p>Roof renewal</p> <p>Loft and cavity wall insulation</p> <p>Installation of energy efficient condensing boilers.</p>	<p>site. Complete 3/ 2014</p> <p>4/08 Energy Efficiency Programme - Annual</p> <p>4/08 Boiler Replacement programme – Annual</p>		<p>Contractors will carry out pre and post SAP ratings.</p> <p>Contractors monitored to ensure compliance with KPIs for sustainability</p>		
<p><b>Review and replace existing guidance on Sustainable Design and Construction in the light of new national and regional guidance.</b></p>		<p>Head of Planning Policy and Design <i>Sule Nisancioglu</i></p>	<ul style="list-style-type: none"> <li>• Adopt a SDC Supplementary Planning Guidance by 2010</li> </ul>		

Supporting Activities/How	Start date and end date	Lead Officer	Target	Comment	Status
<p><b>Provide up to date guidance to householders on good practice on sustainable design and construction through the 'Greening Your Home Guide'</b></p>	<p>2008-2016</p>	<p>Head of Planning Policy and Design <i>Sule Nisancioglu</i></p> <p>Environmental Resources Team Manager <i>Zoe Robertson</i></p>	<ul style="list-style-type: none"> <li>• 2008- Update Greening Your Home Guide</li> <li>• 2008- Publish guidance for renewable energy use for conservation areas</li> <li>• 2009-2016 Explore the feasibility to work with partners such as RSL's to explore one showcase housing development in Haringey before the government target for all homes Zero-Carbon by 2016.</li> </ul> <p>Update and review advice as appropriate.</p>		<p>R/A/G</p>

Supporting Activities/How	Start date and end date	Lead Officer	Target	Comment	Status
<b>Objective:</b>					
Encourage new build to be low or zero carbon					
<p><b>Ensure all planning applications have a sustainability and energy assessments, and encourage new build to be lo or zero carbon through:</b></p> <ol style="list-style-type: none"> <li>1. Ongoing officer training</li> <li>2. Design awards</li> <li>3. Application of Core strategy to reflect the best possible options for achieving low and zero carbon developments</li> <li>4. Sustainable design and construction workshops with key stakeholders as part of Core Strategy development</li> </ol>	Ongoing	Head of Planning Policy and Design <i>Sule Nisancioglu</i>	<ol style="list-style-type: none"> <li>1. Next training TBC</li> <li>2. Every two years. Next Design Awards in 2010</li> <li>3. Core strategy to be developed by 2010 /11</li> <li>4. Next workshops will be in spring 2009. Exact date TBC</li> </ol>		R/A/G

<b>Supporting Activities/How</b>	<b>Start date and end date</b>	<b>Lead Officer</b>	<b>Target</b>	<b>Comment</b>	<b>Status</b>

<p><b>Priority 6: Promoting sustainable travel</b></p> <p><b>Outcome:</b> Improved, safe, accessible travel with reduced environmental impact</p> <p><b>Sustainable Community Strategy Outcome:</b> Environmentally sustainable future, Safer for all</p> <p><b>Council Plan Priority:</b> Making Haringey one of London's greenest boroughs, Creating a Better Haringey; Cleaner Greener and Safer</p> <p>Sponsor: Head of Sustainable Transport - Joan Hancox</p>
---

#### Objectives

- Reduce car and lorry travel in the borough
- Improve public and community transport
- Encourage more people to walk and cycle
- Reduce the environmental impact of transport

Supporting Activities/How	Start date and end date	Lead Officer	Target	Comment	Status
---------------------------	-------------------------	--------------	--------	---------	--------

Objective:					
Reduce car and lorry travel in the borough					
<b>Increase the provision of on-street car club cars by providing more dedicated parking bays.</b>	1 July 2008 – 31 March 2009	Team Leader, Transportation Planning <i>Malcolm Smith</i>	Provision of 30 on-street car club bays by Dec 2009		R/A/G
<b>Promote and support the implementation of more car clubs</b>	1 April 2008 -	Team Leader, Transportation Planning	Two more car clubs set up by March 2010.		R/A/G

Supporting Activities/How	Start date and end date	Lead Officer	Target	Comment	Status
<b>in Haringey</b>	2018	<i>Malcolm Smith</i>			
<b>Encourage local businesses to reduce the long distance delivery of goods and services by establishing a Freight Quality Partnership (FQP) through the sub regional North London Transport Forum</b>	Establish ed By April 2009	Team Leader, Transportation Planning <i>Malcolm Smith</i>	Meeting taking place in Sept 08 with the North London Transport Forum to discuss.		R/A/G
<b>Create and Implement events to promote alternatives to the car</b>	1 April 2008 - 2018	Senior Transportation Planner <i>Edwin Leigh</i> School Travel Planning Team <i>Nisha Palmer</i>	<ul style="list-style-type: none"> <li>• Car Free day 2008 – target of 10,000 attendees.</li> <li>• ‘Walk to School Wednesdays’ in 2008/9</li> </ul>		R/A/G
<b>Promote school and work travel plans</b>	April 2008 – April 2018	Team Leader, Transportation Planning <i>Malcolm Smith</i> & School Travel	NI198a – percentage of children travelling to Primary school by car. <ul style="list-style-type: none"> <li>• 2008/2009-19.5%</li> <li>• 2009/2010-18.0%</li> </ul>	Baseline - 20.8%	R/A/G



Supporting Activities/How	Start date and end date	Lead Officer	Target	Comment	Status
		Plan team <i>Nisha Palmer</i>	<ul style="list-style-type: none"> <li>2010/2011-16.5% NI198b – percentage of children travelling to Secondary school by car</li> <li>2008/2009- 4.8%</li> <li>2009/2010- 4.7%</li> <li>2010/2011 - 4.6%</li> </ul>	Baseline- 4.9%	
<b>Objective:</b>					
Improve public and community transport					
<b>Work closely with Transport for London (TfL) to improve transport hubs to encourage modal shift to public transport</b>	1 April 2008 - 2018	Team Leader, Transportation Planning – <i>Malcolm Smith</i>	Traffic growth limited to 2.5% between 2001 and 2011 with an aspiration to limit traffic growth to zero over the same time period. We will be seeking to limit traffic growth to 1% in Wood Green town centre in line with TfL's LIP (local implementation plan) target. The Council also	Quarterly meetings with TfL chaired by Cabinet Member, Environment and Conservation officer attendance from Sustainable Transport; response to consultation by Sustainable Transport	R/A/G

Supporting Activities/How	Start date and end date	Lead Officer	Target	Comment	Status
			has a lobbying role – to include requested more countdown / i-bus displays.		
<b>Work with schools and police to improve safety and encourage children from an earlier age to walk and cycle</b>	1 April 2008 - 2018	Team Leader, Transportation Planning. <i>Malcolm Smith</i>	Change in proportion of students using public transport. Target to be confirmed.		R/A/G
<b>Improve bus routes particularly cross borough (east-west)</b>	1 April 2008 - 2018	Team Leader, Transportation Planning <i>Malcolm Smith</i>	10% increase in frequency by 2012 on existing routes.		R/A/G
<b>Further develop community transport by:</b> 1. Build up a membership base. 2. Provide vehicle hours. 3. Introduce and continually review the quality of service delivery through user consultation and feedback mechanisms such as user satisfaction surveys and a number of telephone monitoring.	July 2007 – July 2009	Assistant Director Business Improvement & Strategy – <i>Joanna David</i>	1. 150 registered user groups by March 2009, rising to 190 by March 2010. 2. Of 50% utilisation of allocated vehicles assuming a 12-hour day. 3. Satisfaction survey target of 80%. 4. Provide 800 trainee hours per year on		R/A/G

Supporting Activities/How	Start date and end date	Lead Officer	Target	Comment	Status
4. Provide Trainee hours.			minibuses.		
<b>Objective:</b>					
Encourage more people to walk and cycle					
<b>Improve the urban commuting network of safe walking and cycling routes by developing three green corridors know as 'Greenways'</b>	2006/7 to 2012	Transport Policy and Projects manager; Planned Maintenance Team Leader	Completion of Greenways schemes by 2012.		R/A/G
<b>Improve the standard of footways as currently measured through local indicators</b>	footway standard from April 2008 to 2018	Transport Policy and Projects manager; Planned Maintenance Team Leader – <i>Laurence Pratt</i>	proportion of footway meeting standard	<b>Resources:</b> Funding for footways through Council funding for non-principal roads and from TfL for principal roads. <b>Progress to date:</b>	R/A/G
<b>Completion of London Cycle Network 'plus' strategic cycle route network.</b>	Dec 2010	Team Leader, Transportation Planning <i>Malcolm Smith</i>	Completion of LCN plus by end of 2010 - subject to funding.		R/A/G
<b>Expand 'Homezones' (areas with traffic calming/ low speed limits)</b>	1 April 2004 –	<i>Tony Kennedy</i>	Additional home zone by March 2012		R/A/G

Supporting Activities/How	Start date and end date	Lead Officer	Target	Comment	Status
	March 2012				
<b>Expand 20mph zones</b>	April 2008 - 2018	Transport Policy and Projects manager; Team Leader, Transportation Planning	20 x 20mph zones by 2010.	Baseline- 17 20 mph zones	R/A/G
<b>Improve secure cycle parking, particularly at hubs such as shopping centre, municipal buildings and transport interchanges</b>	1 April 2004 - 2018	Team Leader for Transportation Planning	Additional 70 stands per annum subject to funding.	There are 243 on-street cycle parking spaces as at March 2008	R/A/G
<b>Objective:</b>					
Reduce the environmental impact of transport					
<b>Conduct a feasibility study and implement on-street electrical charging points</b>	1 April 2008 – 31 March 2009	Team Leader, Transportation Planning	<ul style="list-style-type: none"> <li>• Provision of 5 charging points by March 2009.</li> <li>• Application through LIP to TfL for additional charging points for 2009/10.</li> </ul>		R/A/G

Supporting Activities/How	Start date and end date	Lead Officer	Target	Comment	Status
<p><b>Encourage the adoption of vehicles to cleaner fuels and for garages to supply the fuel</b></p> <p><b><i>Also see priority 4 – ‘Leading by example’ - for council fleet management.</i></b></p>	2008 – 2018	<p>Team Leader, Transportation Planning <i>Malcolm Smith</i></p>	<ul style="list-style-type: none"> <li>• 2018 target for garages supplying cleaner fuels.</li> </ul>		R/A/G

**Priority 7: Raising Awareness and Involvement**  
**Outcome:** Empowered local communities that create an environmentally sustainable future  
**Sustainable Community Strategy Outcome:** An environmentally sustainable future, People at the heart of change  
**Council Plan Priority:** Making Haringey one of London’s greenest boroughs, Creating a Better Haringey; Cleaner Greener and Safer  
 Sponsor: Assistant Director, Service Improvement & Strategy – Joanna David

**Objectives**

- To raise awareness and promote a change in behaviour among residents, businesses and other key partners
- Deliver environmental awareness and educational activities for children and young people

Supporting Activities/How	Start date and end date	Lead Officer	Target	Comment	Status
<b>Objective:</b>					
To raise awareness and promote a change in behaviour among residents, businesses and other key partners					
<b>Deliver an annual Better Haringey Green Fair and Better Haringey Awards</b>	June annually	Better Haringey Programme Manager – <i>Jon Clubb</i>	<ul style="list-style-type: none"> <li>• Target 2009 — 3500 attendees at public day, plus 400 at schools day</li> <li>• 60 nominations for better Haringey awards</li> </ul>	2008- 2000 attendees at public day, 360 at schools day	R/A/G

Supporting Activities/How	Start date and end date	Lead Officer	Target	Comment	Status
<b>Annual flagship 'Going Green' Conference</b>	January annually 2009	Better Haringey Programme Manager – <i>Jon Clubb</i>	Target attendance for Jan 2009 – 160 attendees.	26 January 2008 -120 attendees were present.	R/A/G
<b>Develop and implement the annual outdoor marketing and publicity campaign.</b>	July 2008 – March 2010	Better Haringey Programme Manager – <i>Jon Clubb</i>  Communication s and Engagement Manager - <i>Jon Hastings</i>  Parks PR Officer – <i>Sarah Jones</i>	<ul style="list-style-type: none"> <li>9 outdoor campaigns completed by March 2010.</li> <li>Specific campaigns to support local recycling target of 32% and increased participation rate to (<i>tbc</i>).</li> <li>Updated information provision for recreational activities to support NI8 (adult physical activity)</li> <li>Consolidate improving perception indicators of</li> </ul>		R/A/G

Supporting Activities/How	Start date and end date	Lead Officer	Target	Comment	Status
			Council Services and Haringey as a place to live, via Annual Residents' Survey.		
<p><b>Drive forward delivery of the Greenest Borough Strategy through partnership working.</b></p> <ul style="list-style-type: none"> <li>• Greenest Borough Strategy launch event for partners.</li> <li>• Strengthen the role of the Better Places Partnership and other relevant HPS groups.</li> <li>• Engagement with community groups to deliver the Greenest Borough Strategy – including developing the Community Volunteers scheme.</li> </ul>	Start Sept 2008 and then ongoing	Assistant Director Business Improvement & Strategy - <i>Joanna David</i>	<ul style="list-style-type: none"> <li>• 120 attendees from a wide range of partners at the launch event in October 2008, with all leads followed up.</li> <li>• 7 workshops delivered through the Better Places Partnership. (Outcomes to be defined).</li> <li>• Develop the Community Volunteers to focus more on green issues – e.g. external Green Champions project. (dates tbc).</li> </ul>		



Supporting Activities/How	Start date and end date	Lead Officer	Target	Comment	Status
<b>Coordinate and promote learning and best practice</b> Visit climate change 'beacon boroughs'.	April 2008 – March 2009	Better Haringey Programme Manager – <i>Jon Clubb</i>	Disseminate information from 'beacon borough' visits to relevant managers and heads of service.		R/A/G
<b>Editorial in Haringey People and related press publicity</b>	July 2008 – June 2009	Senior Communications Officer – <i>Jonathan Lawn</i>	<ul style="list-style-type: none"> <li>• 10 editorials published in Haringey People.</li> <li>• 45 Better Haringey pro-active press releases per year with 90% hit rate</li> </ul>		R/A/G
<b>Develop green pages for Haringey website</b>	July 2008 – June 2009	Communications and Engagement Manager - <i>Jon Hastings &amp; Better Haringey Programme Manager – Jon Clubb</i>	Measure the baseline and develop target for the hits to the website		R/A/G
<b>Achieve fairtrade status</b>	Currently on-going	Area Assemblies	Completion of the Fairtrade		R/A/G

Supporting Activities/How	Start date and end date	Lead Officer	Target	Comment	Status
	with completion by 2009	Coordinator <i>Sharon Attafuah-Annafi</i>	'5 goals' list by March 2009		
<b>Objective:</b>					
Deliver environmental awareness and educational activities for children and young people					
<b>Actively support schools in following the national sustainable schools programme</b>	Ongoing	Health, Wellbeing & Sustainability Manager – <i>Jude Clements</i> , with Environmental Resources Officer - Education & Community Involvement – <i>Katie Rigg</i>	<ul style="list-style-type: none"> <li>• Education strategy to be produced by March 2010.</li> <li>• Number of schools that are Eco-schools (tbc)</li> <li>• Number of school sustainability action plans completed (tbc)</li> <li>• 100% of schools recycling at least two materials</li> </ul>		R/A/G